

STEPS FOR UPLOADING THE DOCUMENTS AFTER ANNOUNCEMENT OF CUT OFF

Use your login credentials to access the AUD Admission portal (URL <https://admissions.aud.ac.in>). You will see an option - **“Admission Form”**. Click on **“Admission Form”** and proceed for uploading your documents.

The screenshot shows the AUD Admission portal dashboard. The header includes the university logo and name: डॉ. बी. आर. अम्बेडकर विश्वविद्यालय दिल्ली, Dr. B. R. Ambedkar University Delhi, Established by The Government of NCT of Delhi. The user is logged in as [redacted]@gmail.com. The dashboard features a sidebar with 'Apply Now', 'Application Status' (0 Being Filled, 1 Submitted), and 'Alerts & Notifications'. The main content area has a message: 'Dear Candidate ! This is your personalized Homepage. You can track your applications here.' Below this is a table with columns: S.No, Program Applied, Status, Action, and Action. The first row shows '1' for S.No, 'UG BA / BBA Admission 2020-21 (KASHMERE GATE CAMPUS)' for Program Applied, 'Submitted' for Status, and 'Print Your Form' for Action. Below this is another message: 'Dear Candidate !! You can track your Admissions here.' followed by a table with columns: S.No., Program Name, Status, and Action. The first row shows '1' for S.No., 'BA Honours With A Major In Economics (UG BA / BBA Admission 2020-21 (KASHMERE GATE CAMPUS))' for Program Name, 'Shortlist for Admission' for Status, and 'Admission Form' for Action. The 'Admission Form' button is circled in red.

Please note: The size of each uploaded document should have a minimum file size of 50 Kb and a maximum file size of 500 Kb. The accepted file type are 'jpg', 'jpeg', 'png', 'pdf' only.

Make sure your Aadhar card no, Studied Hindi Language upto which class, Bank details are filled in.

Admission Form

General Details

Aadhar Card No. *

Studied Hindi language upto which Standard/Class *

Student Bank Details

Bank Name *


Bank Account No *

Bank Branch Name *

Bank Ifsc Code *

Uploads (Minimum File Size: 50 Kb, Maximum File Size : 500 Kb, Accepted File Type: 'jpg', 'jpeg', 'png', 'pdf')


X Certificate *



X Certificate

1 file selected
Browse ...

XII Marksheet *




XII Marksheet

1 file selected
Browse ...

Submit and View

Once you have uploaded the documents, click on **“Submit and view”**

The form details will be shown as given below:



डॉ. बी. आर. अम्बेडकर विश्वविद्यालय दिल्ली
Dr. B. R. Ambedkar University Delhi
Established by The Government of NCT of Delhi

Home
Admission Portal

Logout ([redacted]@gmail.com)

Admission Form Details Print Admission Form

Applicant Category	[redacted]	Category Certificate Issuing Authority	Office of District Magistrate, Model Town, North District, Delhi
Form No	[redacted]	Studied Hindi language upto which Standard/Class	10th
Student Bank Details		Aadhar Card No.	[redacted]
Bank Name	[redacted]	Bank Account No	[redacted]
		Name of the account holder	[redacted]
		Bank IFSC Code	[redacted]
X Certificate	View File	XII Marksheet	View File

After submission your application status will be update automatically as **“Pending for document verification”**

3	BA Honours With A Major In Economics (UG BA / BBA Admission 2020-21 (KASHMERE GATE CAMPUS))	Pending for Document Verification	Print Admission Form
---	--	--	---

Dear Candidate !! This is your personalized Homepage. You can track your applications here.

S.No	Program Applied	Status	Action	Action
1	MBA Admission 2020-21	Submitted	Print Your Form	Download Admit Card

Dear Candidate !! You can track your Admissions here.

S.No.	Program Name	Status	Action
1	MBA Admission 2020-21	Document Verified	Pay Admission Fee (Fee: ₹161060 Last Date: 2020-08-25 23:59:59)

Please note: In case, any discrepancy is found in the uploaded document or any document is not uploaded, the status will be **“Application rejected due to documents”**

After documents are verified by the University, status will be updated as **“Document verified”** with the payment deadline. A message for payment of fee would also be sent on registered email and mobile number filled by the applicant at the time of registration.

On the portal, Click on the **“Pay admission fee”**, you will be re-directed to payment gateways (ICICI and HDFC), you may pay the fee with any online payment mode.

After successful payment, status will change automatically to **“Provisional Admission Granted”**. Download the acknowledgement slip by clicking on the **“Acknowledgement slip”**.

Dear Candidate !! You can track your Admissions here.

S.No.	Program Name	Status	Action
1	BA Honours With A Major In Economics (UG BA / BBA Admission 2020-21 (KASHMERE GATE CAMPUS))	Admission Granted	Acknowledgement Slip